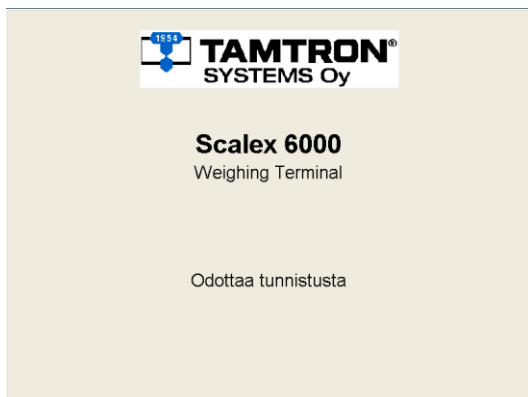


PORT OF HAMINAKOTKA LTD

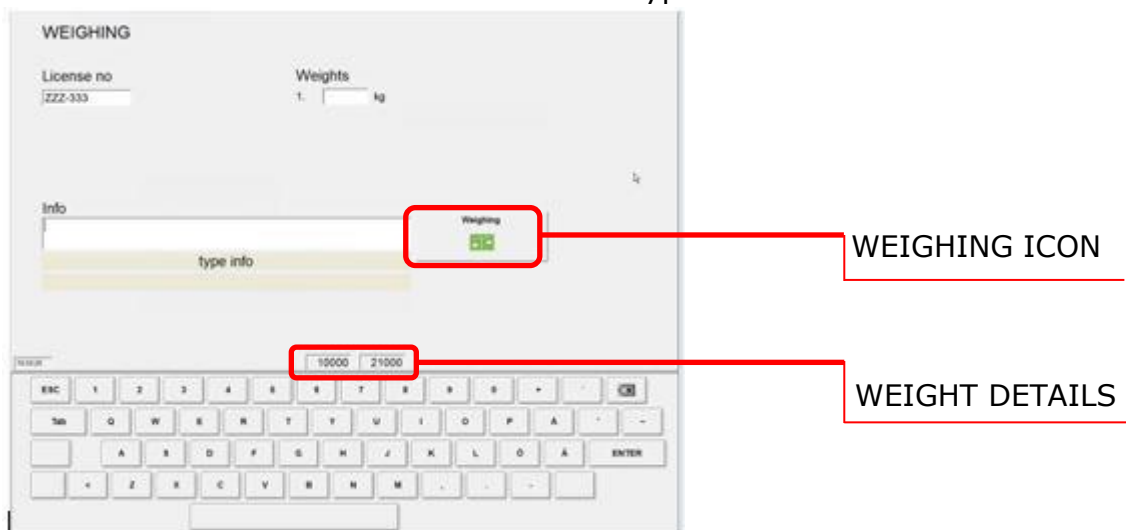
INSTRUCTIONS FOR ONETIME WEIGHING



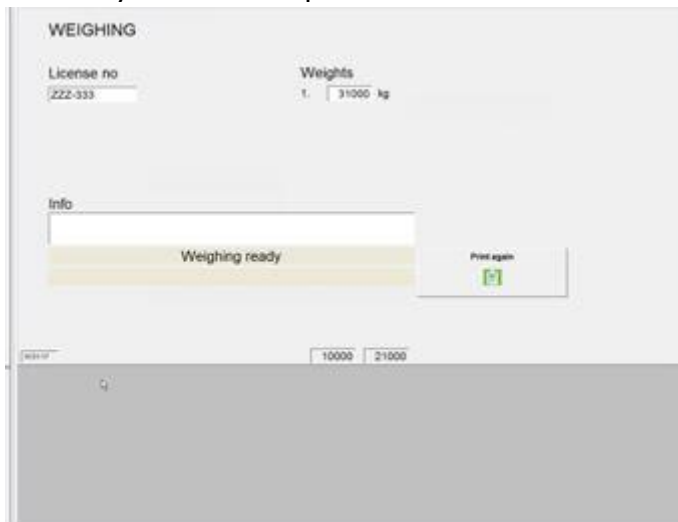
Terminal display when the boom is closed and there is no truck on the weighing device:



When the vehicle has been identified, the registration number will be displayed, and the driver can see the real-time total weight of the vehicle at the bottom edge of the display. If necessary, the driver can enter additional information on the truck using the touchpad of the screen. The additional information can be typed in field "Info".



Finally, the driver accepts the weighing by pressing the weighing icon on the touchscreen, whereby the device prints out the ticket.



If you have problems with printing the ticket, contact the Gate Control Room: 05 2605081.